

Hydraulic Brake

Type A/H-ERC Brake
Air/Hydraulic - Electrical Remote Control
 This brake provides bridge braking on radio, pulpit, or pendant controlled indoor overhead traveling cranes. A two-step low/high pressure system, the A/H-ERC automatically applies the low pressure, low torque step when the bridge drive control is switched to neutral. The high pressure, high torque step is applied by operator signal, or in case of power failure. When the crane is shut down, the high pressure step is automatically applied. The pressure bleeds down within two hours, releasing the automatic brake application. The system is capable of operating multiple brakes. An existing Type H manual brake system may be converted to Type A/H-ERC systems with the addition of a conversion package.

Type A/HM Brake
Air/Hydraulic with Parking
 Type A/HM brake assemblies provide parking capabilities. The A/HM-ARC, A/HM-ERC, and A/HM-HRC systems all offer features of the Air Hydraulic powered remote control and also provide long-term parking capabilities.


- Hydraulic Brake Systems**
- Hydraulically Applied, Spring Released
 - 6"-18" Diameters
 - 150-1800 lbs./ft. Torque
 - Parking Feature
 - Remote Bleeding
 - Air Assisted AC or DC Operation
 - Conversion System
 - Asbestos Free Linings

Type S Brake
Spring Set - Air Released
 The Type S Brake provides parking for extended periods of time as well as emergency braking in the event of system pressure loss. It is designed in 10", 14" and 18" sizes. This brake will stop and hold the load in the static position when air pressure is exhausted from the actuator. Application of 60psi or more of air pressure compresses the actuation spring and releases the brake.

Type H and HM Brake
Manual Hydraulic Brake
 Type H manually operated hydraulic brakes are actuated by foot pedal. This system provides dynamic stopping capability. Type HM brakes provide dynamic stopping and are also equipped with a spring applied, hydraulically released, electrically controlled parking actuator to provide parking and holding capability. Both types deliver infinitely variable stopping torque in direct proportion to the force applied to the foot pedal, for smooth, controlled service stops.

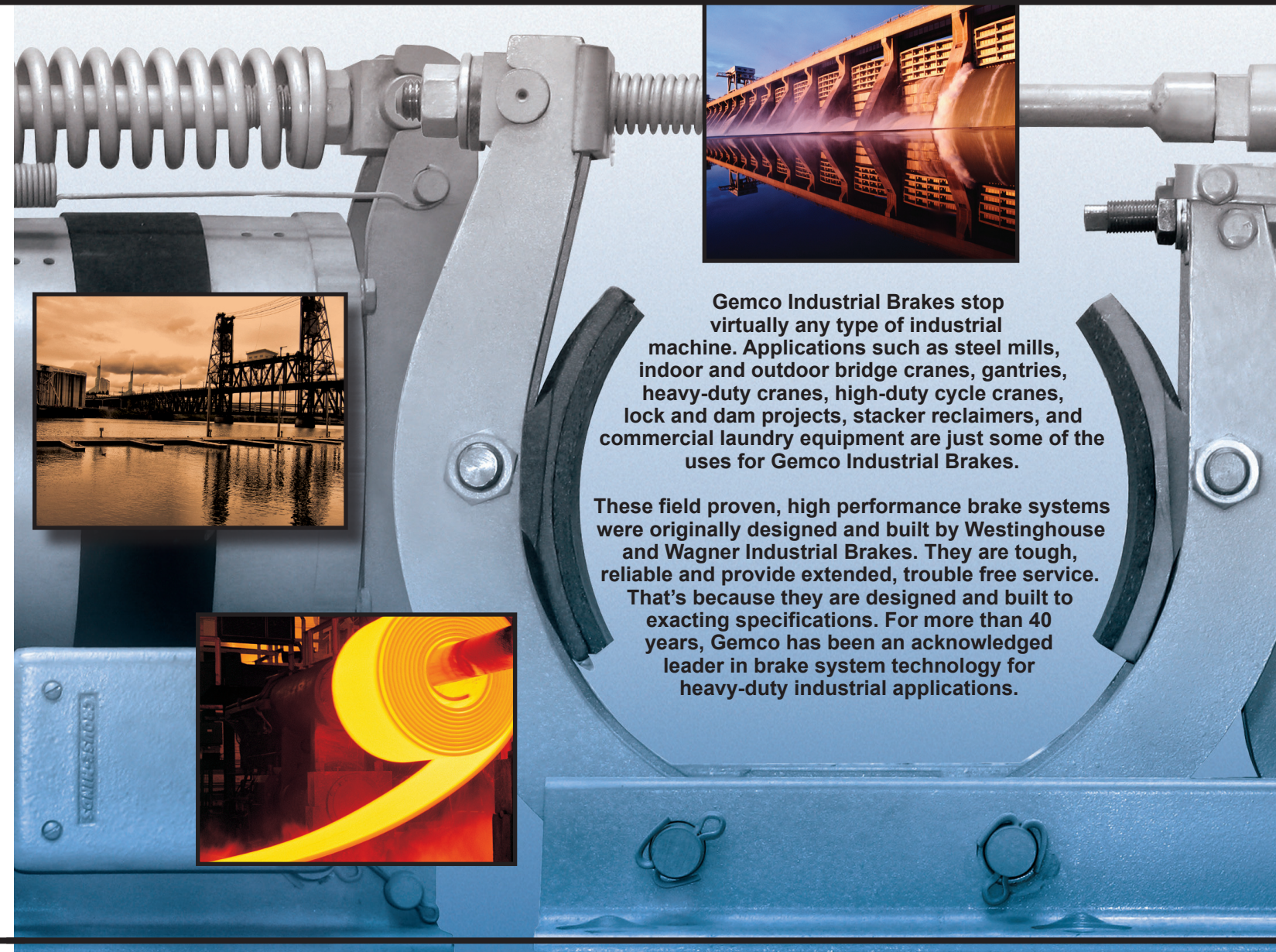
Type A/H-ARC Brake
Air/Hydraulic - Air Remote Control
 This brake provides smooth, dependable service stopping and emergency stopping for large cranes or fast, high duty cycle cranes. The brakes are controlled by a foot operated air valve. Emergency braking is provided in the event of low air pressure in the air supply system. If pressure in the emergency tank falls below a preset level, the system automatically applies the brakes. Within two hours, the emergency tank bleeds down, releasing the emergency brake application. This system is capable of operating multiple brakes, as is the case with all air/hydraulic systems.

Key Feature Summary					
	Hydraulically Applied	Spring Applied	Controlled Stopping	Parking	AISE Rated
H	Yes		Yes		
HM	Yes		Yes	Yes	
AH	Yes		Yes		
AHM	Yes		Yes	Yes	
CB		Yes		Yes	
TM		Yes		Yes	Yes
ET		Yes		Yes	Yes
S		Yes		Yes	




Industrial Brakes

Hydraulic, Magnetic & Electro-Thrust Brake Systems




Gemco Industrial Brakes stop virtually any type of industrial machine. Applications such as steel mills, indoor and outdoor bridge cranes, gantries, heavy-duty cranes, high-duty cycle cranes, lock and dam projects, stacker reclaimers, and commercial laundry equipment are just some of the uses for Gemco Industrial Brakes.

These field proven, high performance brake systems were originally designed and built by Westinghouse and Wagner Industrial Brakes. They are tough, reliable and provide extended, trouble free service. That's because they are designed and built to exacting specifications. For more than 40 years, Gemco has been an acknowledged leader in brake system technology for heavy-duty industrial applications.



CB Magnetic Brake



TM Magnetic Brake



Electro-Thrust Shoe Brake

CB Magnetic Brakes

- Spring Applied, Electrically Released
- 4 1/2"-10" Diameter
- 10-160 lbs./ft. Torque
- AC Solenoid Operation
- Single Phase, 60 Hertz Coils
- Asbestos Free Linings

Options

- Enclosures
- Epoxy coatings

CB AC Brakes

- Clean, simple, reliable design with the fewest parts of any AC brake available today.
- Rugged, long life solenoid - tested in more than two million operational cycles without electrical failure.
- Simple one-point torque adjustment.
- No separate hand release is required. The brake can be released by light hand pressure on the solenoid arm.
- Solenoid plunger travel indicator - a mark on the plunger indicates when the brake should be adjusted for lining wear.
- Simple two point adjustment for lining wear.

TM Magnetic Brakes

- Spring Applied, Electrically Released
- AISE Rated
- 4 1/2"-30" Diameter
- 15-9000 lbs./ft. Torque
- DC Operation
- Series or Shunt Coils
- Asbestos Free Linings

Options

- Rectifiers for AC Operation
- Hand Release
- Self-Centering (TMSC Style)
- Hydraulic Over-Ride
- Limit Switches
- Enclosures
- Epoxy coatings

TM DC Brakes

Shunt or Series Wound

- Mechanically independent coils can be removed without releasing the brake shoes. In an emergency, short-time operation on a single coil is possible.
- Twin-magnet coils are epoxy-encapsulated for permanent protection against dust, water, grease, oil, chemicals, and mechanical impact (TM43 and TM63 have single coils).
- Self-aligning cast iron brake shoes are lined with long wearing molded linings.
- Shoe travel indicator provides a positive visual check of lining wear for quick maintenance/inspection.
- Over-the-wheel tie rod is a simple, rugged, easily accessible linkage, permitting all adjustments from the top. Standard TM style brakes have two easy adjustments for lining wear and spring tension. TMSC style brakes have a single point adjustment for lining wear and spring tension.
- Utilized tie rod-and-spring assembly facilitates shoe replacement. The brake can be released manually if required.

Electro-Thrust Shoe Brakes

- Spring Applied, Electrically Released
- AISE Rated
- 6"-30" Diameters
- 60-9000 lbs./ft. Torque
- AC or DC Actuators
- Self-Centering
- Multiple Voltage Inputs
- External Torque Springs
- Asbestos Free Linings
- Set Delay Valve
- Adjustable Setting Time
- Stainless Steel Pivot Pins

Options

- Hand Release
- Low Temperature Fluid
- Limit Switches
- Hydraulic Over-Ride
- Enclosures
- Epoxy Paint Coatings
- Self-Adjusting

ET Electro-Thrust Brakes

- Electro-thrust actuator
- Self aligning cast iron shoes
- Over-the-wheel tie rod-and-spring assembly
- Asbestos free bonded linings
- External torque spring
- Floor mounting
- Torque indicator
- Hand release
- Corrosion-resistant fittings

